

FEDERAL SUPPLY CLASS  
4720

RATIONALE

REVISED SPHERICAL BALL SIZE REQUIREMENTS TO ELIMINATE THE STRAIGHT FITTINGS BALL SIZE.

REV.  
B

AS5963™

SAE Executive Standards Committee Rules provide that: "This report is published by SAE to advance the state of technical and engineering sciences. The use of this report is entirely voluntary, and its applicability and suitability for any particular use, including any patent infringement arising therefrom, is the sole responsibility of the user." SAE reviews each technical report at least every five years at which time it may be revised, reaffirmed, stabilized, or cancelled. SAE invites your written comments and suggestions.

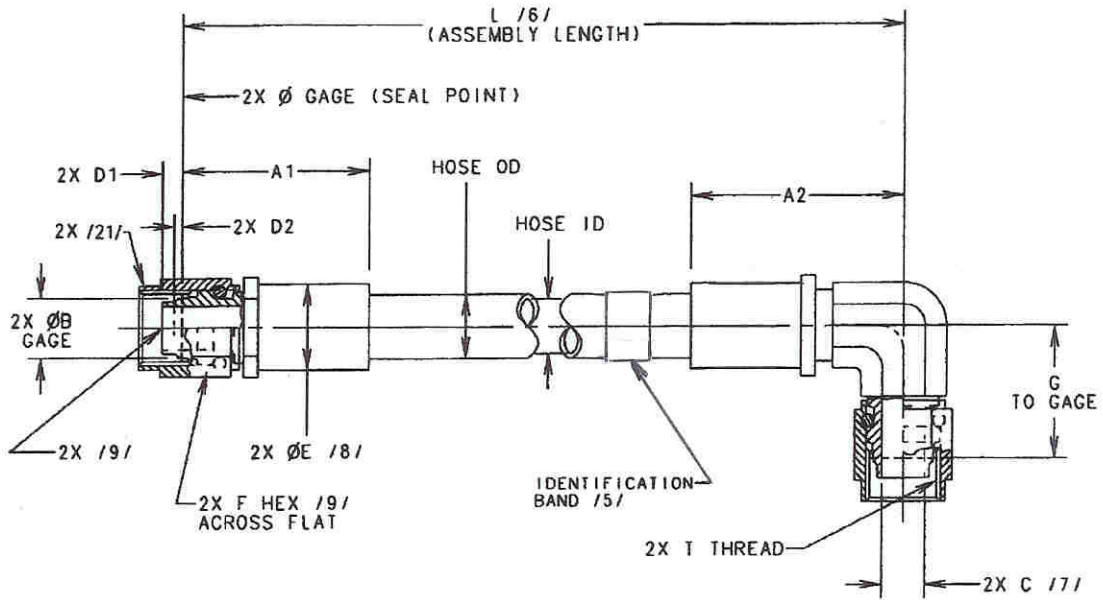


FIGURE 1 - HOSE ASSEMBLY DIMENSIONS

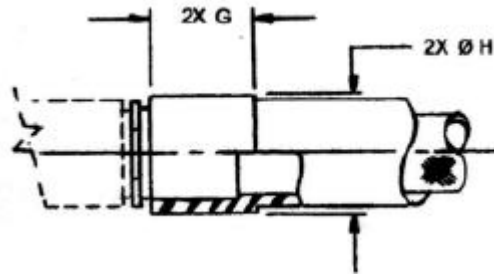
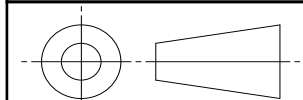


FIGURE 2 - INTEGRAL FIRESLEEVE CUFF / 13 /

For more information on this standard, visit  
<https://www.sae.org/standards/content/AS5963B/>

THIRD ANGLE PROJECTION



CUSTODIAN: G-3/G-3D

PROCUREMENT SPECIFICATION: AS5960 / 2 /



**AEROSPACE STANDARD**

HOSE ASSEMBLY, POLYTETRAFLUOROETHYLENE  
CRES BRAID REINFORCED, 400 °F, 5080 PSI  
FLARELESS, STRAIGHT TO 90° ELBOW

**AS5963™**  
SHEET 1 OF 5

**REV.  
B**

**TABLE 1 - HOSE ASSEMBLY DIMENSIONS**

HOSE ASSEMBLY AS5963 SIZE CODE	SIZE	FITTING TYPE /17/	THREAD T PER AS8879	A1 MAX	A2 MAX	ØB GAGE BASIC	C HEX	(D1) /9/	(D2) /9/
E	.250	--	--	--	--	--	--	--	--
E	.250	S	.4375-28UNJEF-3B	2.64	2.78	.2930	.56	.16	.055
E	.250	E	.5625-24UNJEF-3B	2.74	2.84	.4120	.69	.16	.055
G	.375	R	.4375-28UNJEF-3B	2.90	2.99	.2930	.56	.16	.055
G	.375	S	.5625-24UNJEF-3B	2.94	3.05	.4120	.69	.16	.055
G	.375	E	.7500-20UNJEF-3B	3.07	3.14	.5600	.88	.19	.066
H	.500	R	.5625-24UNJEF-3B	3.19	3.30	.4120	.69	.16	.055
H	.500	S	.7500-20UNJEF-3B	3.32	3.39	.5600	.88	.19	.066
H	.500	E	.8750-20UNJEF-3B	3.39	3.46	.6730	1.00	.20	.066
J	.625	R	.7500-20UNJEF-3B	3.55	3.62	.5600	.88	.19	.066
J	.625	S	.8750-20UNJEF-3B	3.62	3.69	.6730	1.00	.20	.066
J	.625	E	1.0625-18UNJEF-3B	3.87	3.81	.8100	1.25	.23	.066
K	.750	R	.8750-20UNJEF-3B	3.89	3.94	.6730	1.00	.20	.066
K	.750	S	1.0625-18UNJEF-3B	3.95	4.05	.8100	1.25	.23	.066
K	.750	E	1.3125-16UNJ-3B	4.06	4.46	1.0620	1.50	.30	.066
M	1.000	R	1.0625-18UNJEF-3B	4.42	4.53	.8100	1.25	.23	.066
M	1.000	S	1.3125-16UNJ-3B	4.54	4.92	1.0620	1.50	.30	.066
M	1.000	E	1.6250-16UNJ-3B	4.64	5.12	1.3160	1.81	.30	.066
N	1.250	--	--	--	--	--	--	--	--
N	1.250	S	1.6250-16UNJ-3B	4.72	5.31	1.3160	1.81	.30	.066
N	1.250	--	--	--	--	--	--	--	--

**TABLE 1 - HOSE ASSEMBLY DIMENSIONS (CONTINUED)**

HOSE ASSEMBLY AS5963 - SIZE CODE	SIZE	FITTING TYPE /17/	E MIN	E MAX	ØF MAX /8/	FITTING BALL SIZE MIN THRU IN /7/
	.250	--	--	--	--	--
E	.250	S	.74	.87	.88	.113
E	.250	E	.81	.94	.88	.113
G	.375	R	.74	.87	1.00	.113
G	.375	S	.81	.94	1.00	.192
G	.375	E	.99	1.12	1.00	.192
H	.500	R	.81	.94	1.20	.192
H	.500	S	.99	1.12	1.20	.281
H	.500	E	1.14	1.34	1.20	.281
J	.625	R	.99	1.12	1.41	.281
J	.625	S	1.14	1.34	1.41	.349
J	.625	E	1.35	1.55	1.41	.349
K	.750	R	1.14	1.34	1.69	.349
K	.750	S	1.35	1.55	1.69	.434
K	.750	E	1.57	1.77	1.69	.434
M	1.000	R	1.35	1.55	2.00	.434
M	1.000	S	1.57	1.77	2.00	.638
M	1.000	E	1.74	1.94	2.00	.638
N	1.250	E	--	--	--	--
N	1.250	S	1.74	1.94	2.25	.786
N	1.250	--	--	--	--	--

**AEROSPACE STANDARD**

HOSE ASSEMBLY, POLYTETRAFLUOROETHYLENE  
 CRES BRAID REINFORCED, 400 °F, 5080 PSI  
 FLARELESS, STRAIGHT TO 90° ELBOW

**AS5963™**  
 SHEET 2 OF 5

**REV.  
 B**